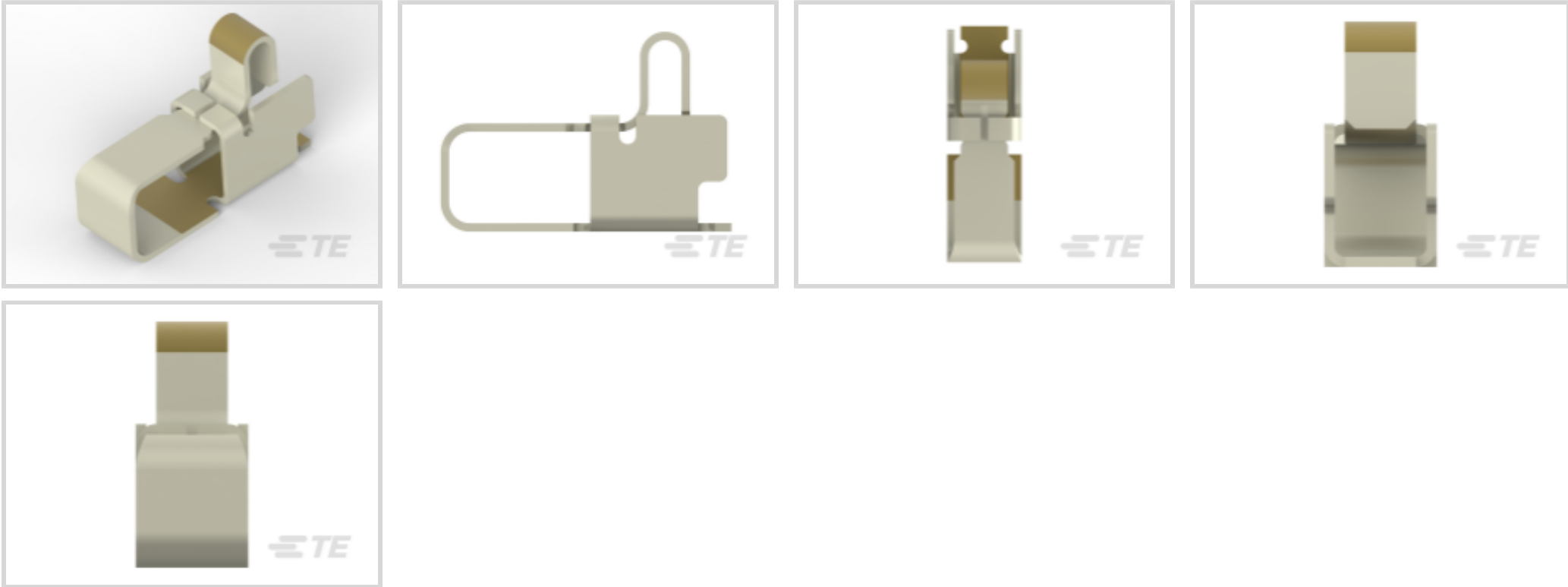




TE Internal #: 1746854-1
Preloaded - C-Clip Spring Contact, 2 mm [.079 in] High, Side
Protected, 2.4 mm [.094 in] Uncompressed Height, 3.5 mm [.138 in]
Length
[View on TE.com >](#)

Connectors > Contacts > PCB Spring Contacts



Spring Finger Type: **Preloaded - C-Clip**
Scalable: **No**
Side Protected: **Yes**
Uncompressed Height: **2.4 mm [.094 in]**
Product Length: **3.5 mm [.138 in]**

Features

Product Type Features

Connector & Contact Terminates To	Printed Circuit Board
Connector System	Board-to-Board
Spring Finger Type	Preloaded - C-Clip
Scalable	No

Configuration Features

Number of Positions	1
Side Protected	Yes

Contact Features

Contact Underplating Material	Nickel
Contact Base Material	Copper Alloy
PCB Contact Termination Area Plating Material	Gold
Contact Working Range (Low)	1.6 mm[.063 in]
Contact Working Range (High)	2 mm[.079 in]
Point of Contact Area Plating Material	Gold



Contact Current Rating (Max)	1 A
------------------------------	-----

Dimensions

Uncompressed Height	2.4 mm[.094 in]
Product Length	3.5 mm[.138 in]
Product Width	1.1 mm[.043 in]

Usage Conditions

Operating Temperature Range	-40 – 85 °C[-40 – 185 °F]
-----------------------------	---------------------------

Operation/Application

Circuit Application	Signal
---------------------	--------

Packaging Features

Packaging Method	Tape & Reel
Packaging Quantity	5000

Product Compliance

For compliance documentation, visit the product page on TE.com>

EU RoHS Directive 2011/65/EU	Compliant
EU ELV Directive 2000/53/EC	Compliant
China RoHS 2 Directive MIIT Order No 32, 2016	No Restricted Materials Above Threshold
EU REACH Regulation (EC) No. 1907/2006	Current ECHA Candidate List: JUNE 2025 (250) Candidate List Declared Against: JUNE 2025 (250) Does not contain REACH SVHC
Halogen Content	Low Halogen - Br, Cl, F < 900 ppm per homogenous material. Also BFR/CFR/PVC Free
Solder Process Capability	Reflow solder capable to 260°C

Product Compliance Disclaimer

This information is provided based on reasonable inquiry of our suppliers and represents our current actual knowledge based on the information they provided. This information is subject to change. The part numbers that TE has identified as EU RoHS compliant have a maximum concentration of 0.1% by weight in homogenous materials for lead, hexavalent chromium, mercury, PBB, PBDE, DBP, BBP, DEHP, DIBP, and 0.01% for cadmium, or qualify for an exemption to these limits as defined in the Annexes of Directive 2011/65/EU (RoHS2). Finished electrical and electronic equipment products will be CE marked as required by Directive 2011/65/EU. Components may not be CE marked. Additionally, the part numbers that TE has identified as EU ELV compliant have a maximum concentration of 0.1% by weight in homogenous materials for lead, hexavalent chromium, and mercury, and 0.01% for cadmium, or qualify for an exemption to these limits as defined in the Annexes of Directive 2000/53/EC (ELV). Regarding the REACH Regulation, the information TE provides on SVHC in articles for this part number is based on the latest European Chemicals Agency (ECHA) 'Guidance on requirements for substances in articles' posted at this URL: <https://echa.europa.eu/guidance-documents/guidance-on-reach>



Compatible Parts




TE Part # 2305018-2
USB TYPE C, REC IPX8 ON BOARD
DUAL SMT




TE Part # 2289559-1
SPRING FINGER 2318 ANTI LIFT TYPE


Customers Also Bought




TE Part #364100-E
DRCBTB 1,27 12 M BTB32 30,2 137 *
094 TR




TE Part #1551574-5
Shield Finger, Loose Piece




TE Part #1565322-1
SHIELD FINGER 1608




TE Part #1-1658260-2
RF BOARD TO BOARD ASSY, 750 PC




TE Part #2-1676480-6
CRG0402 1% 1K5




TE Part #2016166-1
JACK, R/A PCB, 50 OHM, BNC




TE Part #2016167-1
MINI UHF, RTANG ASSY



TE Part #3-2176337-8
CRGCO 0402 12K 1%



TE Part #2286211-3
HIGH CURRENT SPRING FINGER



TE Part #5787082-5
50 50SR R/A RCPT ASSY,RDSN L/F

Documents

Product Drawings

SHILED FINGER 2411 ANTI OVER S

English

CAD Files

3D PDF



3D

Customer View Model

[ENG_CVM_CVM_1746854-1_D.2d_dxf.zip](#)

English

Customer View Model

[ENG_CVM_CVM_1746854-1_D.3d_igs.zip](#)

English

Customer View Model

[ENG_CVM_CVM_1746854-1_D.3d_stp.zip](#)

English

By downloading the CAD file I accept and agree to the [Terms and Conditions](#) of use.

Product Specifications

[Product Specification](#)

Japanese