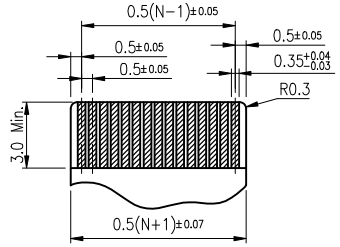

RECOMMENDED APPLICABLE FPC LAYOUT

(THICKNESS:0.3±0.03)

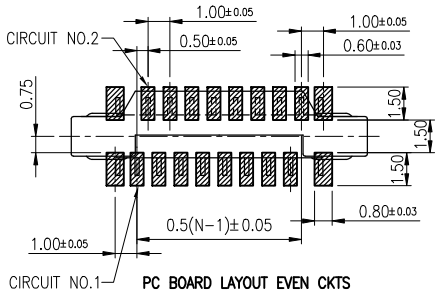

PC BOARD LAYOUT EVEN CKTS

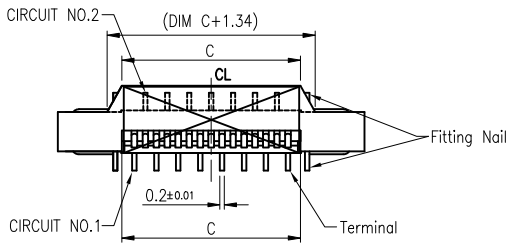

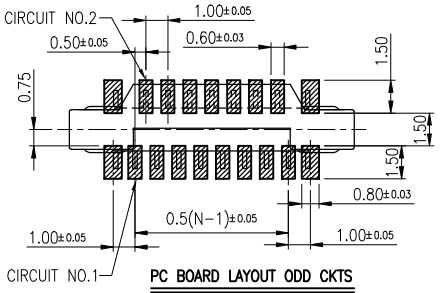

PC BOARD LAYOUT ODD CKTS

NOTES:

1. MATERIAL:
   - 1.1 HOUSING: THERMOPLASTIC, HIGH TEMP UL94V−0; COLOR:BLACK OR WHITE.
   - 1.2 CONTACT: PHOSPHOR BRONZE.
   - 1.3 FITTING NAIL: PHOSPHOR BRONZE.
   - 1.4 LATCH: THERMOPLASTIC, HIGH TEMP UL94V−0; COLOR:BLACK OR WHITE.
2. FINISH:
   - 2.1 CONTACT:
     - 50~100u" NICKEL UNDERPLATING OVERALL.
     - 1:GOLD FLASH.
     - N:100~150u" MATT TIN OVERALL.
     - T:10u" GOLD ON CONTACT AND GOLD FLASH ON OTHERS
     - C:15u" GOLD ON CONTACT AND GOLD FLASH ON OTHERS
     - B:5u" GOLD ON CONTACT AND GOLD FLASH ON OTHERS
     - W:1u" GOLD ON CONTACT AND GOLD FLASH ON OTHERS
   - 2.2 FITTING NAIL:
     - 50~100u" NICKEL UNDERPLATING OVERALL.
     - 1:GOLD FLASH.
     - N:100~150u" MATT TIN OVERALL.
3. REFLOW SOLDER CAPABLE TO 260°C PER ACES SPEC.
4. SPEC. PLS. REFER TO PS−50558−XXXXX−XXX.
5. PART NUMBER

50559−XXXXX−XXX

- NO OF CKT
- PACKING
  - 0:TAPE & REEL
  - 1:TUBE PACKAGE
  - 4:TAPE & REEL WITH MYLAR
  - 5:TUBE WITH MYLAR
- PLATING
  - N:MATT TIN
  - 1:GOLD FLASH
  - T:10u" GOLD ON CONTACT AND GOLD FLASH ON OTHERS
  - C:15u" GOLD ON CONTACT AND GOLD FLASH ON OTHERS
  - B:5u" GOLD ON CONTACT AND GOLD FLASH ON OTHERS
  - W:1u" GOLD PLATING ON CONTACT ARER AND SOLDER AREA

XXX	HOUSING MATERIAL &COLOR	ACTUATOR MATERIAL&COLOR	PACKING	HALOGEN FREE	LOGO
001	LCP&BLACK	LCP&WHITE	87153-(XX+1)CR1	HF	Y
002	LCP&BLACK	LCP&WHITE	87153-(XX+1)CR1-01	HF	Y
003	LCP&BLACK	PA9T&WHITE	87153-(XX+1)CR1	HF	Y
004	LCP&WHITE	PA9T&BLACK	87153-(XX+1)CR1	HF	Y
005	LCP&BLACK	PA9T&BLACK	87153-(XX+1)CR1	HF	Y
006	LCP&BLACK	PA9T&WHITE	87153-(XX+1)CR1-05	HF	N
007	LCP&BLACK	PA9T&WHITE	87153-(XX+1)CR1-U	HF	Y

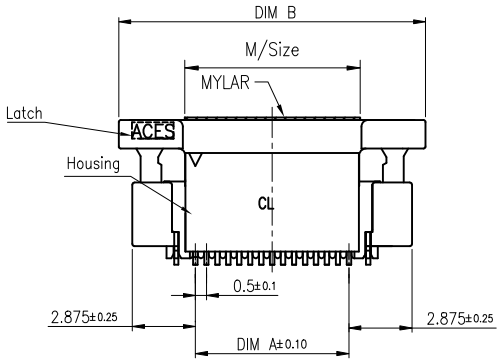

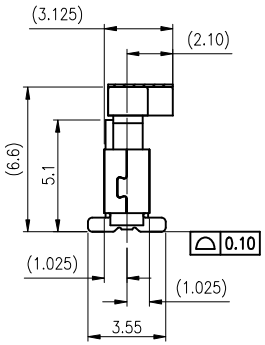

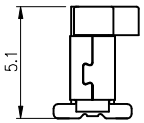

LATCH CLOSEED

CKT	Dim A	Dim B	Dim C	M/SIZE	CKT	Dim A	Dim B	Dim C	M/SIZE	CKT	Dim A	Dim B	Dim C	M/SIZE
4	1.5	8.5	2.65	3.0	25	12.0	19.0	13.15	6.0	46	22.5	29.5	23.65	10.0
5	2.0	9.0	3.15		26	12.5	19.5	13.65		47	23.0	30.0	24.15	
6	2.5	9.5	3.65		27	13.0	20.0	14.15		48	23.5	30.5	24.65	
7	3.0	10.0	4.15		28	13.5	20.5	14.65		49	24.0	31.0	25.15	
8	3.5	10.5	4.65		29	14.0	21.0	15.15		50	24.5	31.5	25.65	
9	4.0	11.0	5.15		30	14.5	21.5	15.65		51	25.0	32.0	26.15	
10	4.5	11.5	5.65		31	15.0	22.0	16.15		52	25.5	32.5	26.65	
11	5.0	12.0	6.15		32	15.5	22.5	16.65		53	26.0	33.0	27.15	
12	5.5	12.5	6.65	6.0	33	16.0	23.0	17.15		54	26.5	33.5	27.65	
13	6.0	13.0	7.15		34	16.5	23.5	17.65		55	27.0	34.0	28.15	
14	6.5	13.5	7.65		35	17.0	24.0	18.15		56	27.5	34.5	28.65	
15	7.0	14.0	8.15		36	17.5	24.5	18.65		57	28.0	35.0	29.15	
16	7.5	14.5	8.65		37	18.0	25.0	19.15		58	28.5	35.5	29.65	
17	8.0	15.0	9.15		38	18.5	25.5	19.65	10.0	59	29.0	36.0	30.15	
18	8.5	15.5	9.65		39	19.0	26.0	20.15		60	29.5	36.5	30.65	
19	9.0	16.0	10.15		40	19.5	26.5	20.65		61	30.0	37.0	31.15	
20	9.5	16.5	10.65		41	20.0	27.0	21.15		62	30.5	37.5	31.65	
21	10.0	17.0	11.15		42	20.5	27.5	21.65		63	31.0	38.0	32.15	
22	10.5	17.5	11.65		43	21.0	28.0	22.15		64	31.5	38.5	32.65	
23	11.0	18.0	12.15		44	21.5	28.5	22.65		65	32.0	39.0	33.15	
24	11.5	18.5	12.65		45	22.0	29.0	23.15						

QUALITY SYMBOLS
MAJOR Ⓜ
CRITICAL Ⓒ

GENERAL TOLERANCES (UNLESS SPECIFIED)

X.	±0.5
.X	±0.25
.XX	±0.15
.XXX	±0.1
ANGLES	±2°

DRAWN BY: Sun,Ya Jie	DATE: 24'/08/21	ACES ELECTRONICS
CHECKED BY: Xu,Zhi Yong	DATE: 24'/08/21	TITLE: 0.5mm ZIF FPC CONN. SMT S/T TYPE
APPROVED BY: Xu,Zhi Yong	DATE: 24'/08/21	
UNITS: mm		SIZE: A4 / RFQ NO.: N/A
SCALE: 2 : 1	SHEET NO.: 1 OF 1	REV: Q / DWG NO.: 50559−XXXXX−XXX