


MULTIGIG RT 3

TE Internal #: 2302796-1
56 Position High Speed Backplane Connector, 7 Row, 8 Column,
PCB Mount Header, Right Angle, Unshrouded, 1.8 mm [.075 in]
Centerline, MULTIGIG RT 3

[View on TE.com >](#)



Connectors > PCB Connectors > Backplane Connectors > High Speed Backplane Connectors



Number of Positions: **56**
Row-to-Row Spacing: **1.35 mm [.053 in]**
Mating Alignment: **With**
Mating Alignment Type: **Keyed**
Number of Rows: **7**

Features

Product Type Features

Signal Arrangement	Differential
Connector & Contact Terminates To	Printed Circuit Board
Compatible with PCB Type	Daughtercard
Connector System	Board-to-Board
PCB Connector Type	PCB Mount Header
Shroud Style	Unshrouded

Configuration Features

Number of Pairs	16
Number of Power Positions	0
Number of Ground Positions	20
Backplane Architecture	Traditional Backplane
Number of Signal Positions	4
Card Slot Centerline	20.3 mm[.8 in]
Number of Positions	56
Number of Rows	7
Number of Columns	8
PCB Mount Orientation	Right Angle
Guide Location	Unguided



Signal Characteristics

Number of Differential Pairs per Column	2
Differential Impedance	100 Ω

Contact Features

Contact Current Rating (Max)	1 A
------------------------------	-----

Termination Features

Termination Method to PCB	Through Hole - Press-Fit
---------------------------	--------------------------

Mechanical Attachment

Mating Alignment	With
Mating Alignment Type	Keyed
Connector Mounting Type	Board Mount

Housing Features

Housing Material	LCP GF
Number of Shrouded Sides	2
Centerline (Pitch)	1.8 mm [.075 in]

Dimensions

Row-to-Row Spacing	1.35 mm [.053 in]
--------------------	-------------------

Usage Conditions

Operating Temperature Range	-55 – 125 °C [-67 – 257 °F]
-----------------------------	-----------------------------

Operation/Application

Circuit Application	Signal
---------------------	--------

Product Compliance

For compliance documentation, visit the product page on TE.com>

EU RoHS Directive 2011/65/EU	Not Compliant
EU ELV Directive 2000/53/EC	Not Compliant
China RoHS 2 Directive MIIT Order No 32, 2016	有害物质含量超出标准 Restricted Substance(s) Above Threshold
EU REACH Regulation (EC) No. 1907/2006	Current ECHA Candidate List: JUNE 2025 (250) Candidate List Declared Against: JAN 2024 (240) Does not contain REACH SVHC



Halogen Content	BFR/CFR/PVC Free, but Br/Cl >900 ppm in other sources.
Solder Process Capability	Not applicable for solder process capability

Product Compliance Disclaimer

This information is provided based on reasonable inquiry of our suppliers and represents our current actual knowledge based on the information they provided. This information is subject to change. The part numbers that TE has identified as EU RoHS compliant have a maximum concentration of 0.1% by weight in homogenous materials for lead, hexavalent chromium, mercury, PBB, PBDE, DBP, BBP, DEHP, DIBP, and 0.01% for cadmium, or qualify for an exemption to these limits as defined in the Annexes of Directive 2011/65/EU (RoHS2). Finished electrical and electronic equipment products will be CE marked as required by Directive 2011/65/EU. Components may not be CE marked. Additionally, the part numbers that TE has identified as EU ELV compliant have a maximum concentration of 0.1% by weight in homogenous materials for lead, hexavalent chromium, and mercury, and 0.01% for cadmium, or qualify for an exemption to these limits as defined in the Annexes of Directive 2000/53/EC (ELV). Regarding the REACH Regulation, the information TE provides on SVHC in articles for this part number is based on the latest European Chemicals Agency (ECHA) ‘Guidance on requirements for substances in articles’ posted at this URL: <https://echa.europa.eu/guidance-documents/guidance-on-reach>

Compatible Parts




TE Part # 2000676-1
Keyed Guide Pin, Machined, Vita 46




TE Part # 2000713-1
RA Keyed Guide Mod, Vita 46, Machined


Also in the Series | MULTIGIG RT 3




Backplane Power Connectors(10)



Coax Connectors(6)




High Speed Backplane Connectors(29)




PCB RF Modules(1)

Customers Also Bought







TE Part #1410946-2
MULTI-GIG SOC. CAP SCREW,
CUSTOMIZED HDW




TE Part #1410946-3
MULTI-GIG SOC. CAP SCREW,
CUSTOMIZED HDW




TE Part #1410968-4
MULTIGIG RT2 7RW RTM DC DF CT




TE Part #1825008-2
DRD10RAE04=Rot Dip,R/A




TE Part #2000713-1
RA Keyed Guide Mod, Vita 46,
Machined




TE Part #1-2000713-2
RA Keyed Guide Mod, Vita 46,
Machined




TE Part #2226880-1
CONNECTOR KIT, RCPT,
BACKPLANE, MT,V66.4



TE Part #2226881-1
CONNECTOR KIT, PLUG-IN
MODULE, MT,V66.4



TE Part #2302785-1
RA PLUG ASSY,7ROW,CENTER,VPX,
MG RT3



TE Part #2359410-1
ASSEMBLY, HYBRID NanoRF/MT DC
MODULE

Documents

Product Drawings
RAPLUGASSY,LEFTEND,HALF,RTM,VPX,MGRT3
English

CAD Files
3D PDF
3D
Customer View Model
ENG_CVM_CVM_2302796-1_2.2d_dxf.zip
English
Customer View Model
ENG_CVM_CVM_2302796-1_2.3d_igs.zip
English
Customer View Model
ENG_CVM_CVM_2302796-1_2.3d_stp.zip
English

By downloading the CAD file I accept and agree to the Terms and Conditions of use.

Datasheets & Catalog Pages



MULTIGIG RT 3 and RT 2-S Connectors

English

Product Specifications

Application Specification

English