


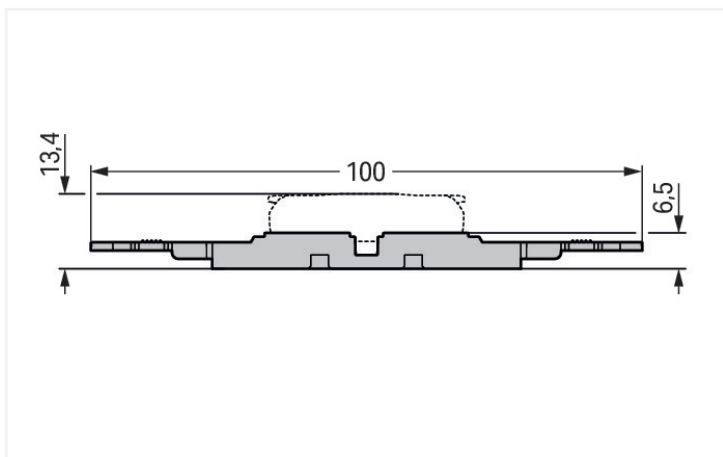
Data Sheet | Item Number: 221-2505

Mounting carrier with strain relief; 5-way; for inline splicing connector with lever; for screw mounting; gray

<https://www.wago.com/221-2505>



Color: ■ gray





Physical data		
Width		47.8 mm / 1.882 inches
Height from the surface		6.5 mm / 0.256 inches
Depth		100 mm / 3.937 inches

Mechanical data		
Design		5-way
Mounting type		Screw mount

Material data		
Note (material data)		Information on material specifications can be found here
Color		gray
Material group		I
Insulation material (main housing)		Polyamide (PA66)
Flammability class per UL94		V0
Fire load		0.305 MJ
Weight		10.2 g

Commercial data		
PU (SPU)		25 (5) pcs
Packaging type		Box
Country of origin		CN
GTIN		4066966119862
Customs tariff number		39269097900

Product classification		
UNSPSC		39121702

Environmental Product Compliance		
RoHS Compliance Status		Compliant,No Exemption

Downloads

Environmental Product Compliance

Compliance Search	
Environmental Product Compliance 221-2505	

CAD/CAE-Data	
<div>CAD data</div> <div>2D/3D Models 221-2505</div> <div>↓</div>	<div>CAE data</div> <div>EPLAN Data Portal 221-2505</div> <div>↓</div>
	<div>ZUKEN Portal 221-2505</div> <div>↓</div>

1 Compatible Products
1.1 Optional Accessories
1.1.1 Installation
1.1.1.1 Mounting accessories



Item No.: 209-119

Fixing screw; for 209-120 mounting carrier

Item No.: 209-123

Mounting foot with screw; can be screwed on terminal blocks with fixing flange; 6.4 mm wide; gray

Item No.: 209-120

Mounting foot; can be snapped on terminal blocks with snap-in mounting foot; for mounting on relay-modules; 6.4 mm wide; gray



1.1.2 Marking
1.1.2.1 Marking strip



Item No.: 210-834

Marking strips; on reel; 5 mm wide; plain; Self-adhesive; white

Installation Notes
Installation




Place the inline splicing connector on the carrier in front of the mounting position.	Push the connector to the center position until it snaps into place.	Mounting carrier without strain relief – snapped onto DIN-rail
---	--	--



Various combinations of 1- to 5-connector mounting carriers are possible via side-by-side latching mechanism.

Strain relief



3-pole mounting carrier with strain relief