




SMA

TE Internal #: 2484782-1  
SMA Connector, Jack, 50 ohm, Threaded, 18 GHz, Cable-to-Board,  
1 Position, Printed Circuit Board, Board Mount, -65 – 165 °C [-85 –  
329 °F], Brass, SMA

[View on TE.com >](#)

Connectors > RF Connectors > Coax Connectors



RF Interface: **SMA**  
RF Connector Style: **Jack**  
Impedance: **50 Ω**  
RF Connector Coupling Mechanism: **Threaded**  
Operating Frequency Range: **18 GHz**

Features

Product Type Features

RF Interface	SMA
RF Connector Style	Jack
Connector System	Cable-to-Board
Sealable	No
Connector & Contact Terminates To	Printed Circuit Board

Configuration Features

PCB Mount Orientation	Right Angle
Number of Positions	1
Number of Coaxial Contacts	1

Electrical Characteristics

Impedance	50 Ω
-----------	------

Body Features

Body Underplating Material	Nickel
Body Material	Brass



Body Material Finish	Plated
Body Plating Material	Gold

Contact Features

	30 µin
Outer Contact Plating Material	Gold (Au)
RF Connector Contact Configuration	Captivated
RF Connector Center Contact Underplating Material	Nickel
RF Connector Center Contact Plating Material	Gold (Au)
RF Connector Center Contact Material	Beryllium Copper

Termination Features

Termination Method to PCB	Through Hole - Solder
---------------------------	-----------------------

Mechanical Attachment

RF Connector Coupling Mechanism	Threaded
Connector Mounting Type	Board Mount
RF Contact Captivation Method	Mechanical

Usage Conditions

Operating Temperature Range	-65 – 165 °C[-85 – 329 °F]
-----------------------------	----------------------------

Operation/Application

Circuit Application	Signal
Operating Frequency Range	18 GHz

Packaging Features

Packaging Quantity	100
Packaging Method	Tray

Other

Dielectric Material	Polytetrafluoroethylene (PTFE)
---------------------	--------------------------------

Product Compliance

For compliance documentation, visit the product page on TE.com>

EU RoHS Directive 2011/65/EU	Compliant with Exemptions
EU ELV Directive 2000/53/EC	Not Yet Reviewed
China RoHS 2 Directive MIIT Order No 32, 2016	有害物质含量超出标准 Restricted Substance(s) Above Threshold



EU REACH Regulation (EC) No. 1907/2006

Current ECHA Candidate List: JUNE 2025 (250)  
Candidate List Declared Against: JAN 2025 (247)  
SVHC > Threshold:  
Pb (3.34% in Component Part)  
**Article Safe Usage Statements:**  
Do not eat, drink or smoke when using this product. Wash thoroughly after handling. Recycle if possible and dispose of the article by following all applicable governmental regulations relevant to your geographic location.

Halogen Content

Low Halogen - Br, Cl, F < 900 ppm per homogenous material. Also BFR/CFR/PVC Free

Solder Process Capability

Not reviewed for solder process capability

Product Compliance Disclaimer

This information is provided based on reasonable inquiry of our suppliers and represents our current actual knowledge based on the information they provided. This information is subject to change. The part numbers that TE has identified as EU RoHS compliant have a maximum concentration of 0.1% by weight in homogenous materials for lead, hexavalent chromium, mercury, PBB, PBDE, DBP, BBP, DEHP, DIBP, and 0.01% for cadmium, or qualify for an exemption to these limits as defined in the Annexes of Directive 2011/65/EU (RoHS2). Finished electrical and electronic equipment products will be CE marked as required by Directive 2011/65/EU. Components may not be CE marked. Additionally, the part numbers that TE has identified as EU ELV compliant have a maximum concentration of 0.1% by weight in homogenous materials for lead, hexavalent chromium, and mercury, and 0.01% for cadmium, or qualify for an exemption to these limits as defined in the Annexes of Directive 2000/53/EC (ELV). Regarding the REACH Regulations, TE’s information on SVHC in articles for this part number is still based on the European Chemical Agency (ECHA) ‘Guidance on requirements for substances in articles’(Version: 2, April 2011), applying the 0.1% weight on weight concentration threshold at the finished product level. TE is aware of the European Court of Justice ruling of September 10th, 2015 also known as O5A (Once An Article Always An Article) stating that, in case of ‘complex object’, the threshold for a SVHC must be applied to both the product as a whole and simultaneously to each of the articles forming part of its composition. TE has evaluated this ruling based on the new ECHA “Guidance on requirements for substances in articles” (June 2017, version 4.0) and will be updating its statements accordingly.

Compatible Parts

TE Part # CSE-SGAM-305-SGAM  
SMA to SMA 305mm RG316

TE Part # 2466282-1  
SMA PLUG STR SOLDER .085 .086 18 GHZ SUS

TE Part # CONSMA007  
SMA Plug 50 Ohm Cable Crimp

TE Part # 2486504-1  
SMA Plug RA Direct Solder RG-142/U SUS

TE Part # 2485920-1  
SMA Plug to SMA Jack RA 15.9mm 18G SUS

TE Part # 2485919-1  
SMA Plug to SMA Jack RA 17.1mm 18G SUS

TE Part # CSD-SMAM-610-NM  
SMA to SMA 610mm RG58

TE Part # CSA-SMAM-216-RSFB  
SMA to RP-SMA 216mm RG174




TE Part # CONSMA012  
SMA RA Plug 50 Ohm Cable Crimp




TE Part # 2477465-1  
SMA Plug to SMA Plug RA 18 GHz SUS


Also in the Series | SMA




Battery Holders(1)



Connector Adapters & Connector Savers(8)



Connector Caps & Covers(3)



Connector Strain Relief(1)



RF Cable Assemblies(119)

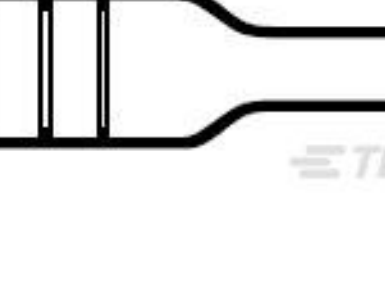
Customers Also Bought




TE Part #NB-PTCO-151  
Pt1000, 2.0x5.0, Class T, PTFD102T1A0



TE Part #CONMCX011  
MCX Jack 50 Ohm Cable Crimp




TE Part #808980-000  
202D132-3/42-0



TE Part #822066-000  
342A012-3/42-0



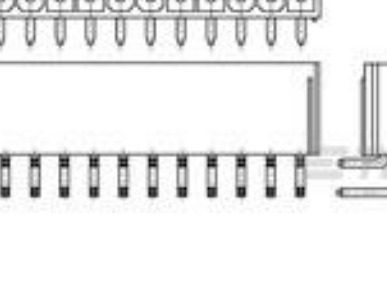
TE Part #CONMCX007  
MCX Plug 50 Ohm Cable Crimp



TE Part #590373-000  
55/0112-28-9



TE Part #60802-2  
.058 DIA PIN PC PTPPHBZ



TE Part #1586042-4  
4P VAL-U-LOK R/A HDR V0



Documents

Product Drawings

SMA Jack RA PCB Thru Hole 18 GHz 50 Ohm

English

CAD Files

Customer View Model

ENG\_CVM\_CVM\_2484782-1\_1.3d\_igs.zip

English

3D PDF

3D

Customer View Model

ENG\_CVM\_CVM\_2484782-1\_1.3d\_stp.zip

English

Customer View Model

ENG\_CVM\_CVM\_2484782-1\_1.2d\_dxf.zip

English

By downloading the CAD file I accept and agree to the [Terms and Conditions](#) of use.

Datasheets & Catalog Pages

rf-connectors-product-extension-flyer-en

English

test-probe-connector-en-flyer

English

Product Specifications

Product Specification

English