


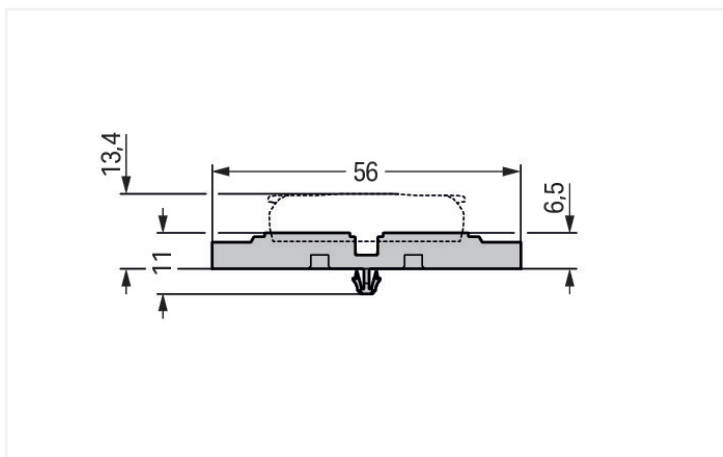
# Data Sheet | Item Number: 221-2534

Mounting carrier; 4-way; for inline splicing connector with lever; with snap-in mounting foot; gray

<https://www.wago.com/221-2534>



Color: ■ gray





Physical data		
Width		38.8 mm / 1.528 inches
Height		11.03 mm / 0.434 inches
Height from the surface		6.5 mm / 0.256 inches
Depth		56 mm / 2.205 inches

Mechanical data		
Design		4x
Mounting type		Snap-in foot




Material data		
Note (material data)		<a href="#">Information on material specifications can be found here</a>
Color		gray
Material group		I
Insulation material (main housing)		Polyamide (PA66)
Flammability class per UL94		V0
Fire load		0.186 MJ
Weight		6.2 g

Commercial data		
PU (SPU)		25 (5) pcs
Packaging type		Box
Country of origin		CN
GTIN		4066966120004
Customs tariff number		39269097900

Product Classification		
UNSPSC		39121702
ETIM 9.0		EC002848
ETIM 8.0		EC002848
ECCN		NO US CLASSIFICATION

Environmental Product Compliance		
RoHS Compliance Status		Compliant,No Exemption

Downloads		
Environmental Product Compliance		
Compliance Search		
Environmental Product Compliance 221-2534		

CAD/CAE-Data	
CAD data	CAE data
2D/3D Models 221-2534	EPLAN Data Portal 221-2534
	
	ZUKEN Portal 221-2534
	

1 Compatible Products
1.1 Optional Accessories
1.1.1 Installation
1.1.1.1 Mounting accessories



**Item No.: 209-119**  
Fixing screw; for 209-120 mounting carrier

**Item No.: 209-123**  
Mounting foot with screw; can be screwed on terminal blocks with fixing flange; 6.4 mm wide; gray



**Item No.: 209-120**  
Mounting foot; can be snapped on terminal blocks with snap-in mounting foot; for mounting on relay-modules; 6.4 mm wide; gray

1.1.2 Marking
1.1.2.1 Marking strip



**Item No.: 210-834**  
Marking strips; on reel; 5 mm wide; plain; Self-adhesive; white

Installation Notes
Installation




Place the inline splicing connector on the carrier in front of the mounting position.

Push the connector to the center position until it snaps into place.

Mounting carrier without strain relief – snapped onto DIN-rail

Strain relief
---------------



3-pole mounting carrier with strain relief



Various combinations of 1- to 5-connector mounting carriers are possible via side-by-side latching mechanism.