

OMNI® LOW VOLTAGE ULTRASONIC AND PIR CEILING SENSOR

CEILING MOUNT OCCUPANCY SENSORS

FEATURES

- IntelliDAPT® self-adaptive technology - no manual adjustment required
- All-digital dual technology ultrasonic (US) and passive infrared (PIR) sensor
- Non-volatile memory for sensor settings
- Low voltage device: 24VDC
- 500–2,000 square-foot coverage area (depending on model)
- Optional relay and photocell control
- 5 year warranty



SPECIFICATIONS

CONSTRUCTION

- 5.0 oz. (142g)
- Off-white
- Ø4.0" x1.5" H (Ø 114.3mm x 38.1mm H)
- Casing- rugged, high-impact, injection-molded plastic KJB ABS
- Cicolac (UL-945VA) flame class rating, UV inhibitors
- Color-coded leads are 6" long (152.4 mm)
- Dual-element pyrometer and 12-element cylindrical segmented Fresnel lens, integral filter excludes excess PIR energy from sunlight
- Red LED Lamp - infrared motion
- Green LED Lamp - ultrasonic detection

MOUNTING

- Mounting base provided
- Recommended mounting height: 8ft (2.44m) with a max mounting height of 12ft (3.66m)

ELECTRICAL

- 24VDC, 33mA (uses UVPP and MP- Series power pack- not included)
- 24VDC active high-logic control signal with short circuit protection and optional dry contact (see RP options)
- OMNIDT500: 40kHz output
- OMNIDT2000: 32kHz

OPERATION

- IntelliDAPT Technology
 - Auto reset from test setting
 - Self-adjusting timer
 - Self-adjusting passive infrared thresholds
 - Automatic false-on/false-off corrections
- Coverage
 - Coverage: 500 - 2,000 square feet (152.4 - 609.6 square meters)
- Timer Settings
 - Automatic mode: 8–30 min. (self-adjusts based on occupancy)
 - Test mode: 8 seconds (for an easy check at installation)
- RP Option
 - Relay and photocell included
 - Relay: N/O + N/C contacts; SPDT; 500 mA rated @ 24VDC; three-wire isolated relay
 - Photocell: adjustable natural-light override ranges from 0 to 100 foot-candles (0 to 1,000 lux)

OPERATING ENVIRONMENT

- Indoor use only
- Operating temperature: 32° to 104°F (0° to 40°C)
- Relative humidity (non-condensing): 0% to 95%

CERTIFICATIONS

- UL and cUL listed
- California Title 24 compliant
- This product meets federal procurement law requirements under the Buy American Act (FAR 52.225-9) and Trade Agreements Act (FAR 52.225-11). See [Buy America\(n\) Solutions](#)

WARRANTY

- 5 year limited

OMNI® LOW VOLTAGE ULTRASONIC AND PIR CEILING SENSOR

CEILING MOUNT OCCUPANCY SENSORS

ORDERING GUIDE

Example: OMNIDT2000

CATALOG # _____

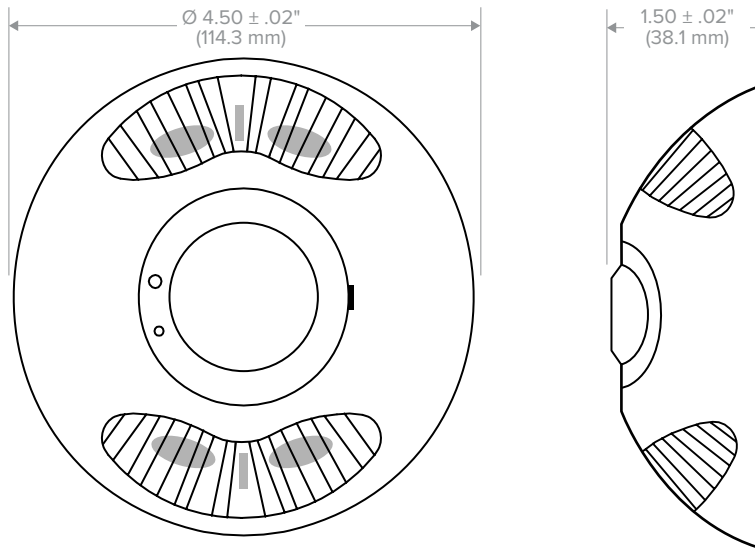
OMNI	DT			
Model	Technology	Coverage	Relay/PhotoCell Option	BAA/TAA*
OMNI Ceiling sensor	DT Dual Technology	500 500 sq ft 2000 2,000 sq ft	RP Relay and Photocell Blank No Option	Blank Standard Product * See Buy American Solutions below

*Buy American Solutions	
BAA	TAA
OMNIDT2000-U	OMNIDT2000-T
OMNIDT2000RP-U	OMNIDT2000RP-T
OMNIDT500-U	-

Notes:

*Please see Buy American Solutions table above

DIMENSIONS

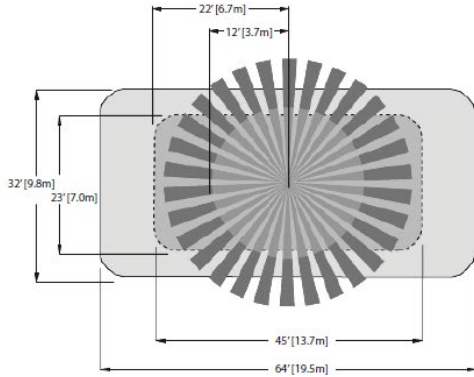


OMNI® LOW VOLTAGE ULTRASONIC AND PIR CEILING SENSOR

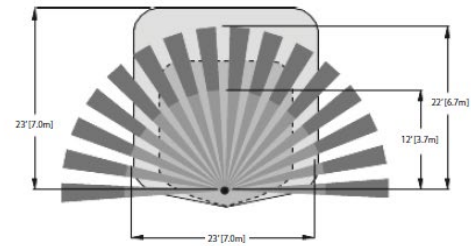
CEILING MOUNT OCCUPANCY SENSORS

ADDITIONAL INFORMATION

Coverage Patterns

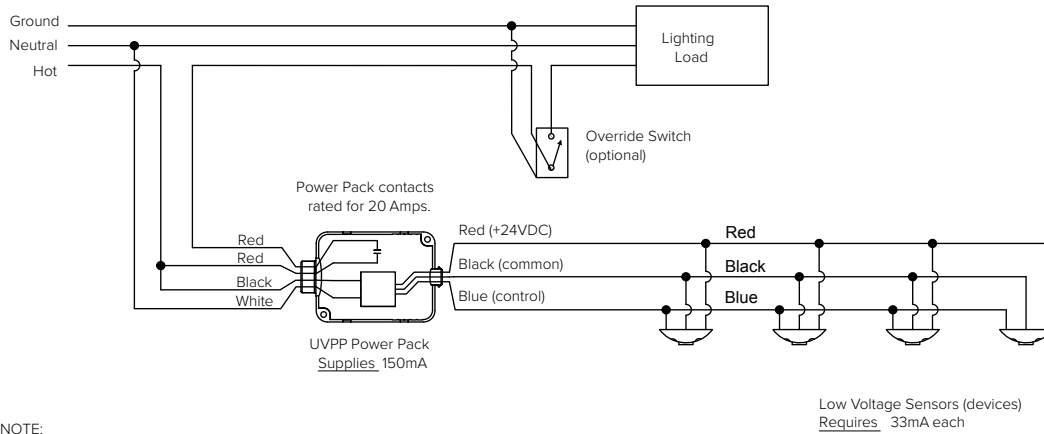


OMNIDT2000



OMNIDT500

Wiring Diagrams



NOTE:

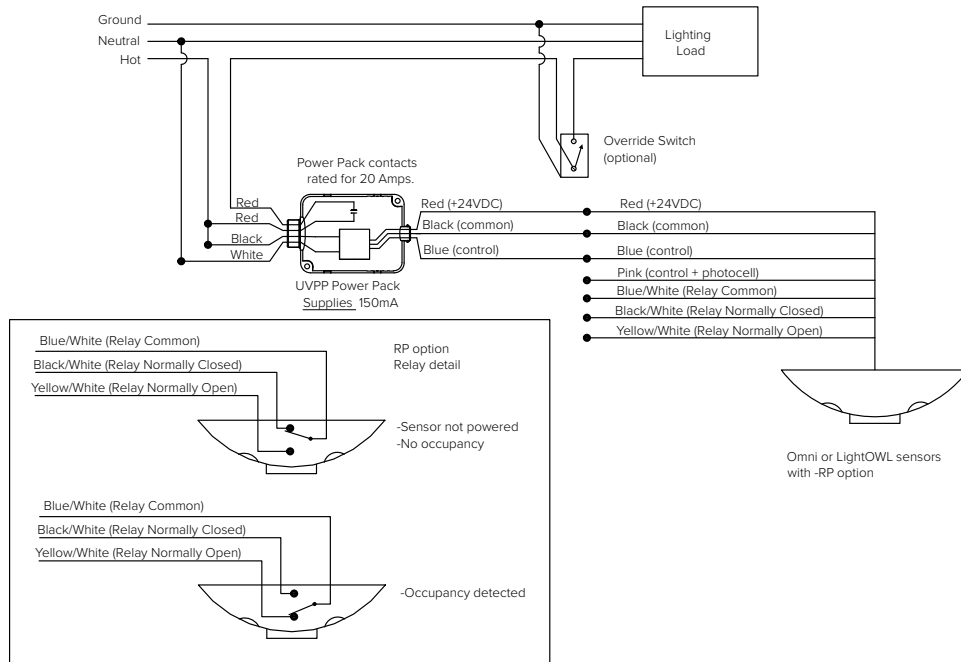
- DO NOT attempt to power more than 4 devices, be it sensors or slave packs, from a single power pack.

1 Circuit with up to 4 Sensors and UVPP

OMNI® LOW VOLTAGE ULTRASONIC AND PIR CEILING SENSOR

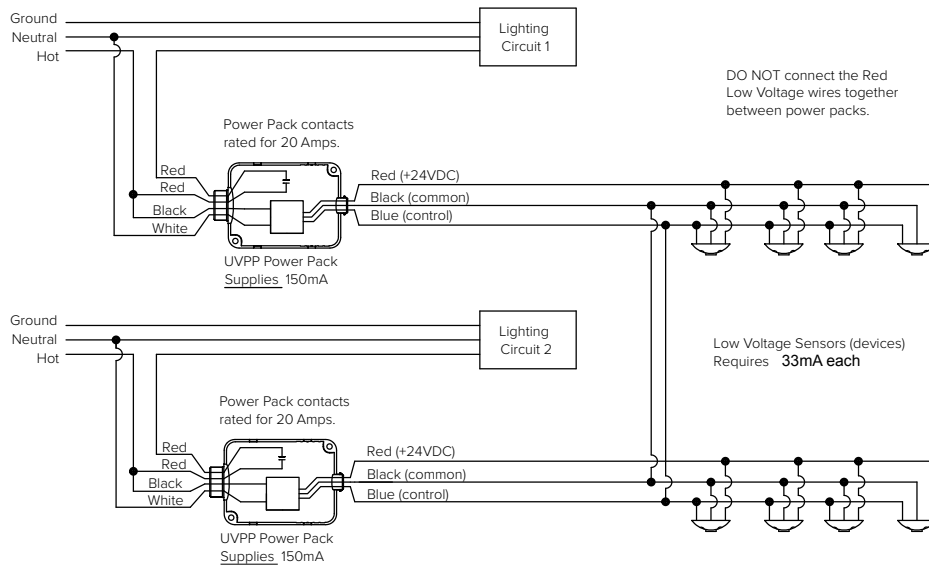
CEILING MOUNT OCCUPANCY SENSORS

ADDITIONAL INFORMATION (CONTINUED)



Pink wire replaces previous gray wire. Units with a gray instead of pink wire should be wired as the pink wire shown in the diagram.

1 Circuit with RP Option Wiring



NOTES:

1. Lighting load turns on when at least one sensor detects motion
2. DO NOT attempt to power more than 4 devices, be it sensors or slave packs, from a single power pack
3. No more than 4 power packs should be connected in this way

2 Circuits with 5 to 8 Sensors