



Connectors > Connector Accessories > Connector Backshells > D-SUB BACKSHELL SIZE 4



Connector Backshell Product Style: **Shielded**  
Connector Backshell Product Type: **Backshell**  
Primary Product Material: **Zinc**  
Body Orientation: **Straight**  
Compatible With Connector Shell Size: **4**

[All D-SUB BACKSHELL SIZE 4 \(8\)](#)

Features

Product Type Features

Connector Backshell Product Style	Shielded
Connector Backshell Product Type	Backshell
Sealable	No
Termination Device Type	Crimp Ferrule

Configuration Features

Number of Positions	37, 62
---------------------	--------

Body Features

Primary Product Material	Zinc
Cable Exit Angle	180°, 45°

Mechanical Attachment

Mating Retention Type	Jackscrew
Thread Size	4-40 UNC

Housing Features



Body Orientation	Straight
Compatible With Connector Shape	D-Shaped

Usage Conditions

Operating Temperature Range	-40 – 90 °C[-40 – 194 °F]
-----------------------------	---------------------------

Operation/Application

Compatible With Connector Shell Size	4
--------------------------------------	---

Industry Standards

UL Flammability Rating	UL 94V-0
------------------------	----------

Product Compliance

For compliance documentation, visit the product page on [TE.com](#)>

EU RoHS Directive 2011/65/EU	Compliant with Exemptions
EU ELV Directive 2000/53/EC	Not Yet Reviewed
China RoHS 2 Directive MIIT Order No 32, 2016	有害物质含量超出标准 Restricted Substance(s) Above Threshold
EU REACH Regulation (EC) No. 1907/2006	Current ECHA Candidate List: JUNE 2025 (250) Candidate List Declared Against: JAN 2025 (247) SVHC > Threshold: Pb (3.5% in Component Part) <b>Article Safe Usage Statements:</b> Do not eat, drink or smoke when using this product. Wash thoroughly after handling. Recycle if possible and dispose of the article by following all applicable governmental regulations relevant to your geographic location.
Halogen Content	Low Halogen - Br, Cl, F < 900 ppm per homogenous material. Also BFR/CFR/PVC Free
Solder Process Capability	Not reviewed for solder process capability

Product Compliance Disclaimer

This information is provided based on reasonable inquiry of our suppliers and represents our current actual knowledge based on the information they provided. This information is subject to change. The part numbers that TE has identified as EU RoHS compliant have a maximum concentration of 0.1% by weight in homogenous materials for lead, hexavalent chromium, mercury, PBB, PBDE, DBP, BBP, DEHP, DIBP, and 0.01% for cadmium, or qualify for an exemption to these limits as defined in the Annexes of Directive 2011/65/EU (RoHS2). Finished electrical and electronic equipment products will be CE marked as required by Directive 2011/65/EU. Components may not be CE marked. Additionally, the part numbers that TE has identified as EU ELV compliant have a maximum concentration of 0.1% by weight in homogenous materials for lead, hexavalent chromium, and mercury, and 0.01% for cadmium, or qualify for an exemption to these limits as defined in the Annexes of Directive 2000/53/EC (ELV). Regarding the REACH Regulation, the information TE provides on SVHC in articles for this part number is based on the latest European Chemicals Agency (ECHA) 'Guidance on requirements for substances in articles' posted at this URL: <https://echa.europa.eu/guidance-documents/guidance-on-reach>




Compatible Parts



TE Part # 1-2308348-8  
CRIMP FLANGE 8 LARGE

Also in the Series | Rail D-Sub Backshells




Connector Backshells(55)




Connector Strain Relief(67)



Crimp D-Sub Connectors(10)



Insertion & Extraction Tools(2)



Panel Mount D-Sub Connectors(10)

Customers Also Bought



TE Part #234064-E  
STVBTL BUT 100 CSI 2026 207 \* J 2  
34093



TE Part #5-102618-5  
14 MODII HDR DRST SHRD .100CL



TE Part #5-102618-8  
20 MODII HDR DRST SHRD .100CL



TE Part #120953-5  
UPM EXPANDED RCPT ASSEMBLY



Documents

Product Drawings  
FULL METAL HOODS SIZE 4 - 5 (RAW)

English

CAD Files  
3D PDF  
3D  
Customer View Model  
ENG\_CVM\_CVM\_1-2308345-5\_A.2d\_dxf.zip

English

Customer View Model  
ENG\_CVM\_CVM\_1-2308345-5\_A.3d\_igs.zip  
English  
Customer View Model  
ENG\_CVM\_CVM\_1-2308345-5\_A.3d\_stp.zip

English

By downloading the CAD file I accept and agree to the [Terms and Conditions](#) of use.

Datasheets & Catalog Pages  
Rail D-Sub Backshells Flyer  
English