

Industrial RJ45 Mag Jack

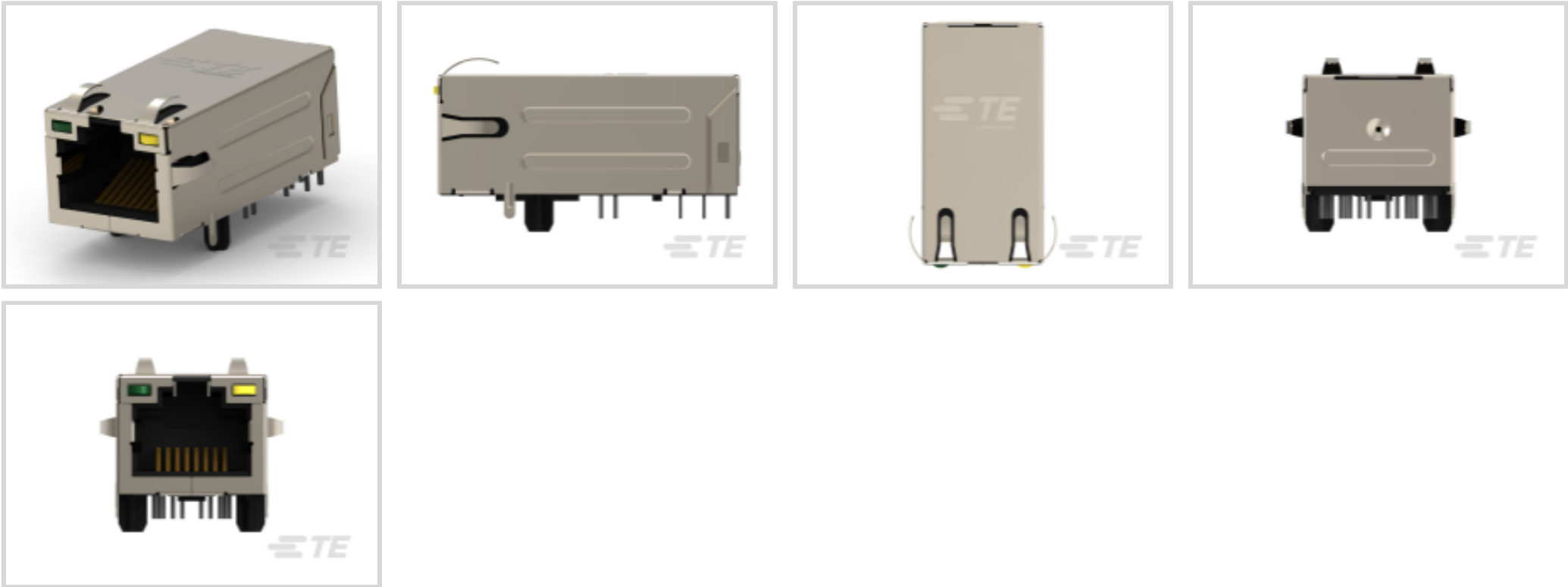
TE Internal #: 2337992-5

RJ45 with Integrated Magnetics Connector, Single Port, 1 x 1, Jack, Shielded, Cat 5e, Inverted - Latch Up, 8 Position, Industrial RJ45 Mag Jack

[View on TE.com >](#)



Connectors > Modular Jacks & Plugs > RJ45 Connectors



Modular Jack & Plug Interface Type: **RJ45 with Integrated Magnetics**

Port Configuration: **Single Port**

Port Matrix Configuration: **1 x 1**

Modular Jacks & Plugs Products: **RJ Type Jacks & Plugs**

Connector Contact Density: **Standard**

Features

Product Type Features

Modular Jack & Plug Interface Type	RJ45 with Integrated Magnetics
Modular Jacks & Plugs Products	RJ Type Jacks & Plugs
Modular Connector Style	Jack
Grounding Options	PCB and Panel Ground
Connector & Contact Terminates To	Printed Circuit Board

Configuration Features

Number of PCB Ground Tabs	2
Panel Ground Location	Top and Side
Number of Panel Ground Tabs	4
Port Configuration	Single Port
Port Matrix Configuration	1 x 1
Connector Contact Density	Standard
Number of Positions	8
Number of Loaded Positions	8



PCB Mount Orientation	Right Angle
-----------------------	-------------

Signal Characteristics

Data Rate	1 Gb/s
-----------	--------

Body Features

LED Color (Bottom Left)	None
Insulator Material	LCP
LED Color (Bottom Right)	None
Shield Plating Material	Nickel
Shield Plating Finish	Matte
Shield Material	Brass
PCB Retention Feature Material	LCP
LED Color (Top Right)	Yellow
LED Color (Top Left)	Green
PCB Ground Tab Location	-3.05 mm[-.12 in]
Modular Jack Latch Orientation	Inverted - Latch Up
Connector Profile	Standard

Contact Features

Contact Underplating Material	Nickel
PCB Contact Termination Area Plating Material Finish	Matte
PCB Contact Termination Area Plating Material	Tin
Contact Mating Area Plating Material	Gold (Au)
Contact Base Material	Copper Alloy
Contact Mating Area Plating Material Thickness	.76 µm[30 µin]

Termination Features

Termination Method to PCB	Through Hole - Solder
---------------------------	-----------------------

Mechanical Attachment

PCB Mount Retention Type	Boardlock
--------------------------	-----------

Housing Features

Mating Entry Location	Side
Housing Color	Black
Housing Material	LCP

Dimensions

--	--



Connector Height	13.6 mm[.535 in]
------------------	------------------

Usage Conditions

Operating Temperature Range	-40 – 85 °C[-40 – 185 °F]
-----------------------------	---------------------------

Operation/Application

Indicator Type	LED
Shielded	Yes

Industry Standards

UL Flammability Rating	UL 94V-0
Performance Category	Cat 5e

Packaging Features

Packaging Quantity	80
Packaging Method	Reel

Other

Shield Panel Ground Type	Shield has bottom panel grounds.
--------------------------	----------------------------------

Product Compliance

For compliance documentation, visit the product page on [TE.com](#)>

EU RoHS Directive 2011/65/EU	Compliant
EU ELV Directive 2000/53/EC	Compliant
China RoHS 2 Directive MIIT Order No 32, 2016	有害物质含量符合标准要求 No Restricted Substance(s) Above Threshold
EU REACH Regulation (EC) No. 1907/2006	Current ECHA Candidate List: JUNE 2025 (250) Candidate List Declared Against: JAN 2025 (247) Does not contain REACH SVHC
Halogen Content	Not Low Halogen - contains Br or Cl > 900 ppm.
Solder Process Capability	Reflow solder capable to 260°C

Product Compliance Disclaimer

This information is provided based on reasonable inquiry of our suppliers and represents our current actual knowledge based on the information they provided. This information is subject to change. The part numbers that TE has identified as EU RoHS compliant have a maximum concentration of 0.1% by weight in homogenous materials for lead, hexavalent chromium, mercury, PBB, PBDE, DBP, BBP, DEHP, DIBP, and 0.01% for cadmium, or qualify for an exemption to these limits as defined in the Annexes of Directive 2011/65/EU (RoHS2). Finished electrical and electronic equipment products will be CE marked as required by Directive 2011/65/EU. Components may not be CE marked. Additionally, the part numbers that TE has identified as EU ELV compliant have a maximum concentration of 0.1% by weight in homogenous materials for lead, hexavalent chromium, and mercury, and 0.01% for cadmium, or qualify for an exemption to these limits



as defined in the Annexes of Directive 2000/53/EC (ELV). Regarding the REACH Regulation, the information TE provides on SVHC in articles for this part number is based on the latest European Chemicals Agency (ECHA) 'Guidance on requirements for substances in articles' posted at this URL: <https://echa.europa.eu/guidance-documents/guidance-on-reach>

Compatible Parts



TE Part # 1987236-1

RJ45 CONNECTOR IP20 45 DEG., INDUSTRIAL

Also in the Series | Industrial RJ45 Mag Jack



RJ45 Connectors(98)

Customers Also Bought



TE Part #CAT-HST-CGPT1

CGPT 2:1 Heat Shrink Tubing



TE Part #42282-2

FF 250 REC 18-14AWG TPBR LP



TE Part #1-794407-1

MINI UMNL SOK 20-16 AWG AU LF



TE Part #1879378-9

TLR 2512 2.0W R001 1% 50PPM 2K RL



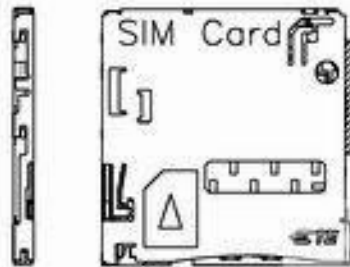
TE Part #1888247-1

20 POS SMT CONN, SFP/SFP+, 30A




TE Part #2170703-1

CAGE ASSEMBLY, QSFP28 1X1, SPRING



TE Part #2229333-2

PUSH-PUSH MICRO SIM CONNECTOR SMT-2 TYPE



TE Part #440360-2

.8MM FAX MODEM SOCKET 124P, 7.95H

Documents



Product Drawings

RJ45 JACK MAG. POE 1GB LED 1X1 INV.

English

CAD Files

3D PDF

3D

Customer View Model

ENG\_CVM\_CVM\_2337992-5\_A.2d\_dxf.zip

English

Customer View Model

ENG\_CVM\_CVM\_2337992-5\_A.3d\_igs.zip

English

Customer View Model

ENG\_CVM\_CVM\_2337992-5\_A.3d\_stp.zip

English

By downloading the CAD file I accept and agree to the [Terms and Conditions](#) of use.

Datasheets & Catalog Pages

ETHERNET JACKS WITH INTEGRATED MAGNETICS AND PoE

English

Product Specifications

Application Specification

English

Agency Approvals

UL

English